


GLOBAL DATA BAROMETER 2022 FIRST EDITION

Country Report



Malaysia

General Country Score

42

South and East Asia

33

Global

33

Capabilities

69

South and East Asia 37
Global 42

Governance

45

South and East Asia 36
Global 36

Availability

24

South and East Asia 29
Global 30

Use and Impact

35

South and East Asia 28
Global 22

KEY FINDINGS

In the GDB report, Malaysia had shown high performance in many indicators compared to counterparts in the region. While Malaysia had shown strengths in terms of data capabilities and digital infrastructure with a widespread national strategic plan, there may be potential to further improve data availability. Malaysia might also want to explore uses of data directly in decision making in order to identify data and structural gaps that are present, especially with respect to data management which still lack any framework in the country.

CAPABILITIES

There is evidence of sustained and institutionalized capabilities. Training for public servants at national level in line with Public Sector ICT Strategic Plan 2016-2020 and Public Sector Digitalization Plan 2021-2025. The government has an open data platform such as the [Malaysia Open Data Platform](#) spearheaded by a dedicated open government team under MAMPU. With respect to government support for data re-use, the plans is also underlined in the digitalization plan indicated under Thrust 1 (T1), Strategy 2 (S2), Program 1 (P2), Activity 2, page 41, 'Strengthening the open data innovation for innovative and competitive data product development'.

	Country	Region
Open data initiative	●	6/11 ●
Sub-national institutional capabilities to manage data	●	2/11 ●
Widespread and regular training for civil servants	●	6/11 ●
Support for data reuse	●	2/11 ●

Table 1: Comparison of selected indicators of Capabilities in the country vs region. Green circles refer to availability widespread and regular evidence in the government, yellow circles refer to isolated evidence in the government, and red circles refer to no evidence. x/11 countries refer to x countries reviewed which achieved the corresponding circle.

GOVERNANCE

Data protection in Malaysia has a framework and full force of law, specifically the Personal Data Protection Act 2010 in addition to public consultation paper published in 2020 reviewing the act.

Whereas data sharing frameworks exists but lacks full force of law, covering nationally within government, as well as from other sectors to government. The framework does not cover within the private sector.

On the other hand, no framework exists for data management.

	Country	Region
Data protection laws	●	7/11 ●
Data management frameworks	●	1/11 ●
Data sharing frameworks	●	7/11 ●

Table 2: Comparison of selected indicators of Governance in country vs region. Green circles refer to existence of framework with full force of law, yellow circles refer to existence of frameworks but no force of law, and red circles refer to no existence of such frameworks. x/11 countries refer to x countries reviewed which achieved the corresponding circle.

AVAILABILITY

Malaysia has data available for company register, existing land use, asset declarations, budget and spend data, public procurement data, climate vulnerability, vital statistics and COVID-19 vaccinations. Most of these data are also updated timely, available free of charge and openly licensed, with exception to company register data. However, there is low availability of data in areas such as biodiversity, beneficial ownership, lobbying data, public consultation data, political finance data and vital statistics.

	Country
Scored \geq Global Average	Public Procurement, Public Finance, Company Information
Scored < Global Average	Climate Action, Political Integrity, Land, Health & Covid 19


Table 3: Comparison of modules (except Capabilities and Governance) in the country against global average. Note that these are modules, so may have overlapping indicators with Use and Impact.

USE AND IMPACT

There is evidence of usage of company information to support due diligence, as well as usage of government procurement data to improve procurement practice. For the former, there is evidence that the Companies Commission of Malaysia (SSM) consistently conduct new product developments via the MyDATA-SSM portal namely 'Particulars of company secretary', 'Audit firm profile' and 'Company listing'. However, they do not make use of open datasets. Whereas for the latter, there were participants from MAMPU in the Presidential Hackathon 2019 where they had developed a data-driven innovation "Cartelogy" to detect the existence of fraudulent offers in government procurement.

Use cases	Country	Region
Corporate due diligence	●	2/11 ●
Influencing policy for inclusion and gender	●	5/11 ●
Accountability use of political integrity	●	2/11 ●
Procurement data analytics	●	5/11 ●

Table 4: Comparison of selected indicators of Use and Impact in country vs region ranked by green referring to uses that are widespread, regular and embedded, yellow referring to uses in isolated cases and red referring to no evidence of use. x/11 countries refer to x countries out of 11 reviewed which achieved the corresponding colour rank.




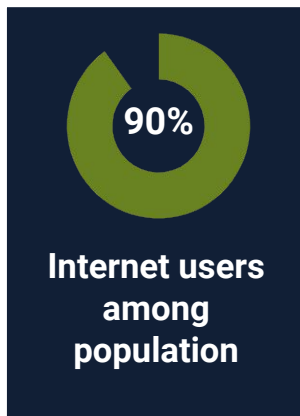
SOCIOECONOMIC BACKGROUND

Achieved independence in 1957, Malaysia is a Federal Constitutional Elective country with Westminster Parliamentary System situated in the Southeast Asia region. In 2022, Malaysia has a population of 33.2 million where 77% live in the urban areas. After revising the national poverty line in 2020, 5.6% of the households live in absolute poverty. Malaysia is also one of the most open economies globally, with trade to GDP ratio of over 130%. In 2021, Malaysia's GDP grew 3.1%.

DATA ECOSYSTEM IN THE COUNTRY



OTHER INDICATORS



NOTES:

Data sources in this country report include the World Bank (<https://data.worldbank.org/>, <https://www.worldbank.org/>), World Population Review (<https://worldpopulationreview.com/>), Sustainable Development Goal Index (<https://dashboards.sdgindex.org/profiles>) and Digital Development Dashboard (<https://www.itu.int/en/ITU-D/Statistics/Dashboards/Pages/Digital-Development.aspx>).

GLOBAL DATA BAROMETER 2022 FIRST EDITION

The Global Data Barometer is a collaborative project that aims to measure the state of data in relation to urgent societal issues. Building on the Open Data Barometer, which has been used to drive policymaking, advocacy, and academic research, the survey was implemented from May 2019 - May 2021 to create a benchmark encompassing data governance, capability, availability, and use and impact of data for public data.

Full report and downloadable datasets can be found here: <https://globaldatabarometer.org/>.

